



Location: CMA5b - Pedestrian Plaza

Report on 24-hour TSP monitoring for EP-376/2009

Action Level - 209.9 µg/m³

Limit Level - 260 µg/m³

Date	Sampling Time	Weather Condition	Filter paper no.	Filter Weight, g		Elapse Time, hr		Sampling Time, hr	Flow Rate, m ³ /min			Total Volume, m ³	TSP Level, µg/m ³
				Initial	Final	Initial	Final		Initial, Q _{si}	Final, Q _{sf}	Average		
31-Oct-17	8:00	Fine	22756	2.8035	3.0340	9257.55	9281.55	24.00	0.93	0.93	0.93	1339	172.1
6-Nov-17	8:00	Cloudy	22827	2.6707	2.7959	9284.55	9308.55	24.00	0.78	0.78	0.78	1129	110.9
13-Nov-17	15:00	Cloudy	22863	2.6703	2.7792	9338.25	9362.25	24.00	0.93	0.93	0.93	1334	81.6
17-Nov-17	8:00	Fine	23110	2.6787	2.8693	9362.26	9386.26	24.00	0.92	0.92	0.92	1327	143.6
23-Nov-17	8:00	Fine	23057	2.6831	2.8822	9389.31	9413.31	24.00	0.77	0.78	0.78	1116	178.4

Remarks: Due to interruption of electricity, the 24hr TSP was rescheduled from 11 November 2017 to 13 November 2017.

Report on 1-hour TSP monitoring for EP-376/2009

Action Level - 339.7 µg/m³

Limit Level - 500 µg/m³

Date	Sampling Time	Weather Condition	Filter paper no.	Filter Weight, g		Elapse Time, hr		Sampling Time, hr	Flow Rate, m ³ /min			Total Volume, m ³	TSP Level, µg/m ³
				Initial	Final	Initial	Final		Initial, Q _{si}	Final, Q _{sf}	Average		
1-Nov-17	8:40	Fine	22881	2.6845	2.7000	9281.55	9282.55	1.00	0.93	0.93	0.93	56	278.5
1-Nov-17	9:50	Fine	21886	2.8480	2.8735	9282.55	9283.55	1.00	1.11	1.11	1.11	66	384.5
1-Nov-17	10:55	Fine	22875	2.6697	2.6818	9283.55	9284.55	1.00	0.93	0.93	0.93	56	217.4
7-Nov-17	8:50	Cloudy	22902	2.6593	2.6706	9308.55	9309.55	1.00	0.92	0.92	0.92	55	203.7
7-Nov-17	10:40	Cloudy	22726	2.8037	2.8168	9309.55	9310.55	1.00	0.92	0.92	0.92	55	236.2
7-Nov-17	13:00	Cloudy	22734	2.8032	2.8134	9310.55	9311.55	1.00	0.92	0.92	0.92	55	183.9
13-Nov-17	9:20	Cloudy	22938	2.6714	2.6766	9335.25	9336.25	1.00	0.78	0.86	0.82	49	105.6
13-Nov-17	10:40	Cloudy	22779	2.7918	2.7955	9336.25	9337.25	1.00	0.78	0.86	0.82	49	75.2
13-Nov-17	13:00	Cloudy	22868	2.6750	2.6791	9337.25	9338.25	1.00	0.93	0.93	0.93	56	73.7
18-Nov-17	8:45	Fine	23042	2.6752	2.6851	9386.26	9387.26	1.00	0.92	0.92	0.92	55	179.0
18-Nov-17	9:50	Fine	23038	2.6765	2.6870	9387.26	9388.26	1.00	0.92	0.92	0.92	55	189.9
18-Nov-17	10:55	Fine	23050	2.6784	2.6864	9388.26	9389.26	1.00	0.85	0.85	0.85	51	156.7
24-Nov-17	9:15	Fine	23085	2.6705	2.6938	9413.31	9414.31	1.00	0.99	0.99	0.99	60	391.3
24-Nov-17	11:00	Fine	23087	2.6688	2.6899	9414.31	9415.31	1.00	0.92	0.92	0.92	55	382.1
24-Nov-17	14:00	Fine	23200	2.6811	2.7109	9415.31	9416.31	1.00	0.99	0.99	0.99	60	500.4



Location: CMA6a - WDII PRE Office

Report on 24-hour TSP monitoring for EP-376/2009

Action Level - 207.1 µg/m³

Limit Level - 260 µg/m³

Date	Sampling Time	Weather Condition	Filter paper no.	Filter Weight, g		Elapse Time, hr		Sampling Time, hr	Flow Rate, m ³ /min			Total Volume, m ³	TSP Level, µg/m ³
				Initial	Final	Initial	Final		Initial, Q _{si}	Final, Q _{sf}	Average		
31-Oct-17	8:00	Fine	22776	2.7925	2.9412	2984.15	3008.15	24.00	1.14	1.14	1.14	1645	90.4
6-Nov-17	8:00	Cloudy	22424	2.8654	2.9785	3011.17	3035.17	24.00	1.14	1.14	1.14	1641	68.9
11-Nov-17	8:00	Cloudy	22982	2.6550	2.7957	3038.17	3062.17	24.00	1.14	1.14	1.14	1640	85.8
17-Nov-17	8:00	Fine	22865	2.6717	2.8009	3065.17	3089.17	24.00	1.22	1.22	1.22	1757	73.5
23-Nov-17	8:00	Fine	23058	2.6869	2.8155	3092.21	3116.21	24.00	1.01	1.07	1.04	1497	85.9

Report on 1-hour TSP monitoring for EP-376/2009

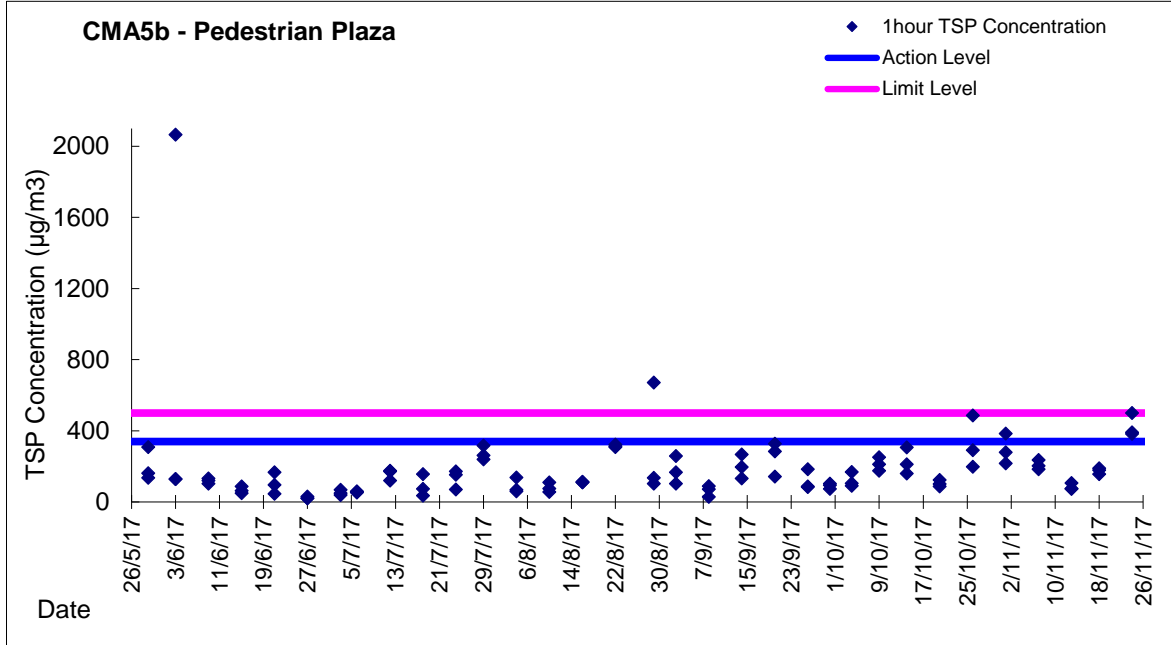
Action Level - 333 µg/m³

Limit Level - 500 µg/m³

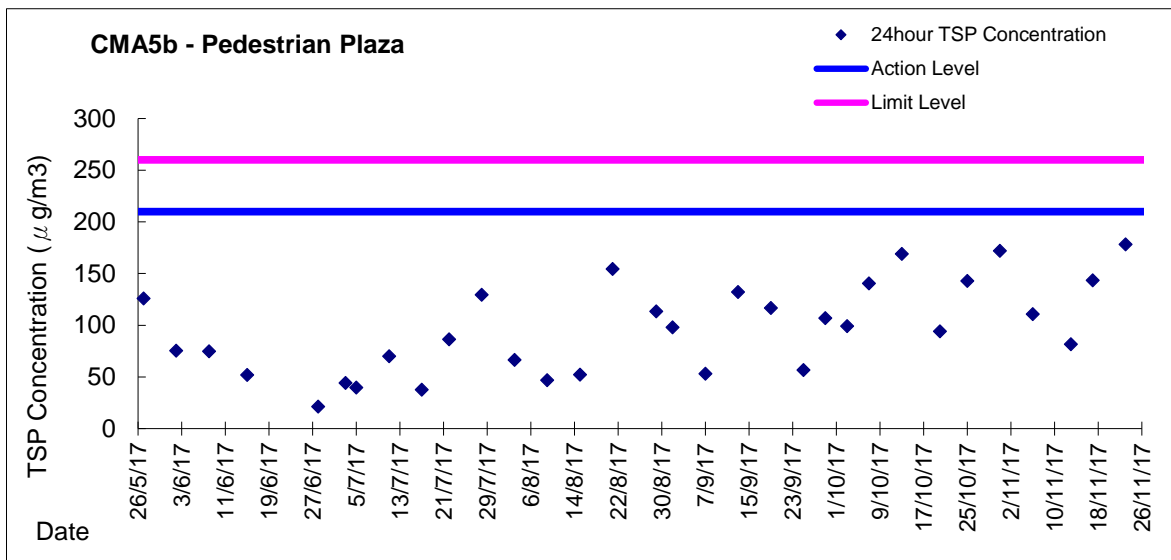
Date	Sampling Time	Weather Condition	Filter paper no.	Filter Weight, g		Elapse Time, hr		Sampling Time, hr	Flow Rate, m ³ /min			Total Volume, m ³	TSP Level, µg/m ³
				Initial	Final	Initial	Final		Initial, Q _{si}	Final, Q _{sf}	Average		
1-Nov-17	8:15	Fine	22838	2.6586	2.6642	3008.15	3009.15	1.00	1.14	1.14	1.14	68	81.8
1-Nov-17	9:30	Fine	22877	2.6792	2.6849	3009.15	3010.15	1.00	1.14	1.14	1.14	68	83.3
1-Nov-17	10:35	Fine	22876	2.6715	2.6767	3010.15	3011.15	1.00	1.14	1.14	1.14	68	76.0
7-Nov-17	9:10	Cloudy	22718	2.8518	2.8572	3035.17	3036.17	1.00	1.14	1.14	1.14	68	79.0
7-Nov-17	10:45	Cloudy	22737	2.8052	2.8090	3036.17	3037.17	1.00	1.14	1.14	1.14	68	55.6
7-Nov-17	13:00	Cloudy	22997	2.6768	2.6820	3037.17	3038.17	1.00	1.19	1.19	1.19	72	72.5
13-Nov-17	8:57	Cloudy	22940	2.6758	2.6783	3062.17	3063.17	1.00	1.14	1.20	1.17	70	35.7
13-Nov-17	10:55	Cloudy	22870	2.6779	2.6799	3063.17	3064.17	1.00	1.20	1.25	1.22	73	27.2
13-Nov-17	13:00	Cloudy	22667	2.6821	2.6843	3064.17	3065.17	1.00	1.22	1.25	1.24	74	29.6
18-Nov-17	8:50	Fine	23041	2.6727	2.6780	3089.17	3090.17	1.00	1.19	1.19	1.19	72	74.1
18-Nov-17	9:52	Fine	23080	2.6653	2.6703	3090.17	3091.17	1.00	1.19	1.19	1.19	72	69.9
18-Nov-17	10:54	Fine	23054	2.6832	2.6891	3091.17	3092.17	1.00	1.19	1.19	1.19	72	82.5
24-Nov-17	9:15	Fine	23097	2.6604	2.6683	3116.21	3117.21	1.00	1.07	1.07	1.07	64	122.7
24-Nov-17	10:55	Fine	23091	2.6772	2.6835	3117.21	3118.21	1.00	1.07	1.07	1.07	64	97.8
24-Nov-17	14:10	Fine	23198	2.6877	2.6967	3118.21	3119.21	1.00	1.07	1.07	1.07	64	139.8



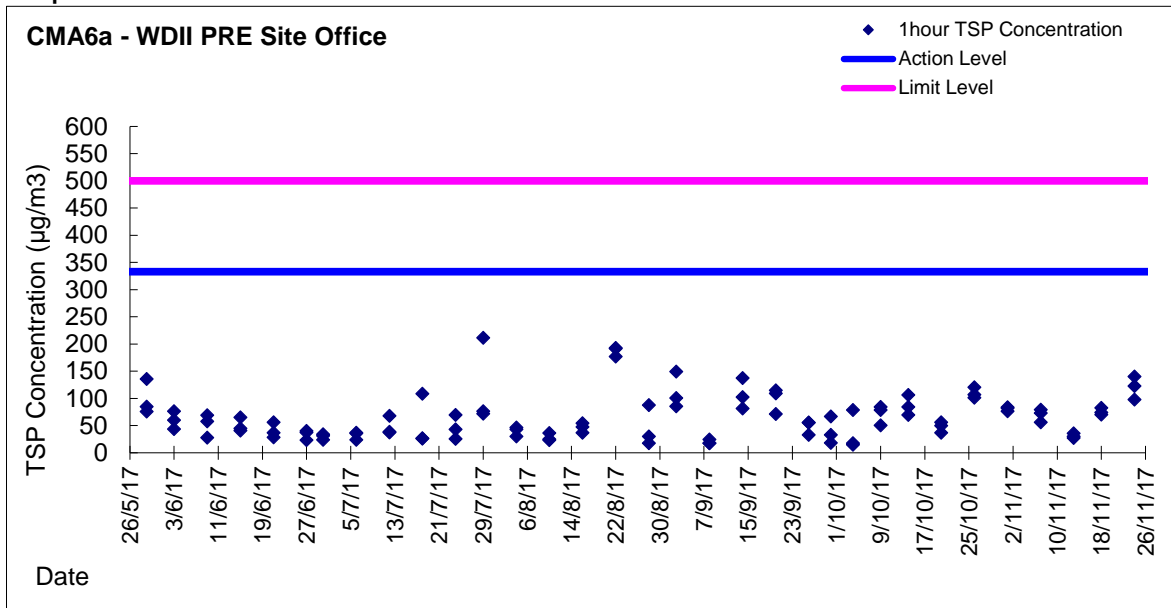
Graphic Presentation of 1 hour TSP Result for EP-376/2009



Graphic Presentation of 24 hour TSP Result for EP-376/2009



Graphic Presentation of 1 hour TSP Result for EP-376/2009



Graphic Presentation of 24 hour TSP Result for EP-376/2009

